

2024



COLLEGE CHANGES EVERYTHING®  
CONFERENCE

# Unlocking Transfer Success: Navigating College Fit and Pathways

Dena Lawrence,

Illinois MyCreditsTransfer - Senior Project Coordinator

Tyanna McCann Weaver,

Olive-Harvey College - Transfer Center Director

# Agenda

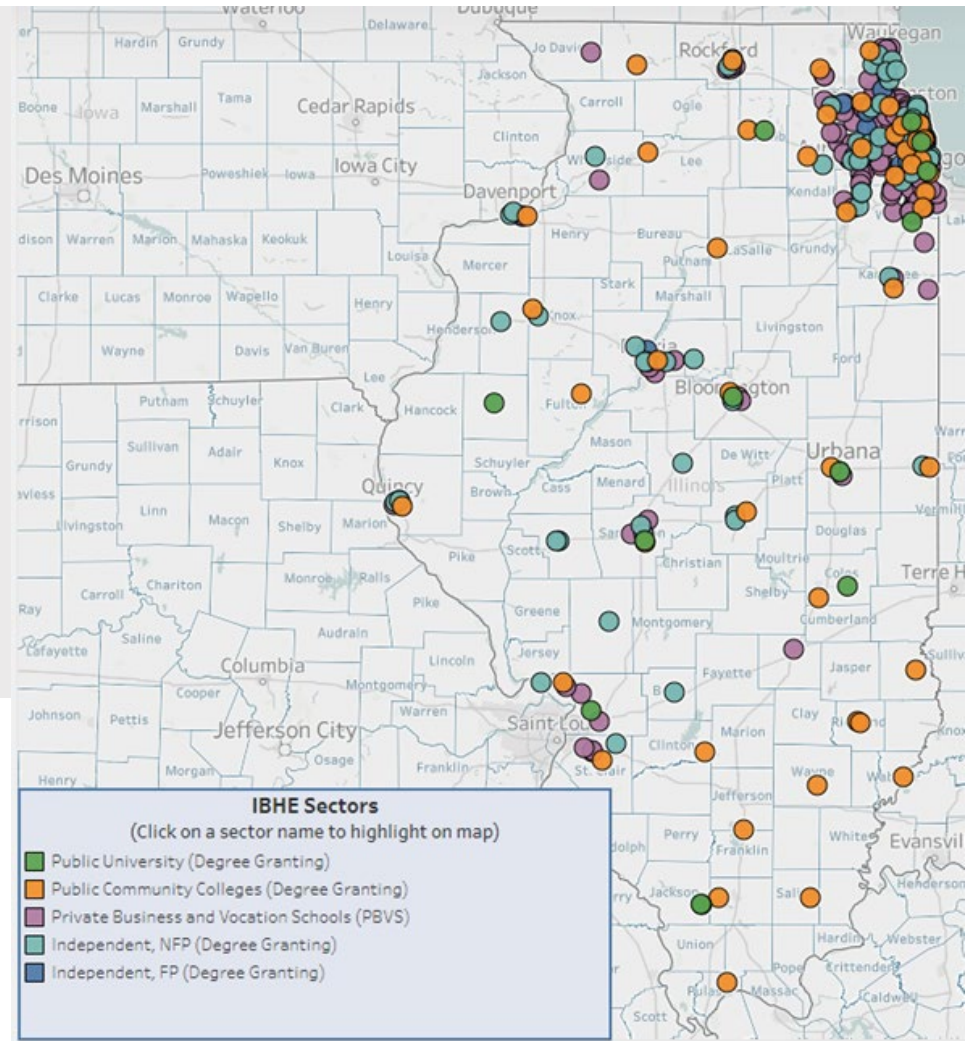
- IL transfer landscape
- Our strengths and weaknesses in transfer
- A closer look at IL students
  - Transfer info resources
- Type of Institutions
- Lifestyle Considerations
- Educational Pursuits
- Discussion

# Illinois Higher Education Landscape

## Number & Type of Illinois Institutions:

- 12 public universities
- 48 public community colleges
- 90+ independent, not-for-profit
- 10 independent, for-profit
- 39 out-of-state, operating in Illinois
- 60+ institutions in Chicago alone

Serve vastly different student populations and community/workforce needs.



# Students

- ❖ 2022 Fall enrollment = 676,156 across all higher ed sectors: public universities, community colleges, independent NFP, independent for-profit, out-of-state operating in Illinois
- ❖ Highest enrollment by sector: community college = 233,758

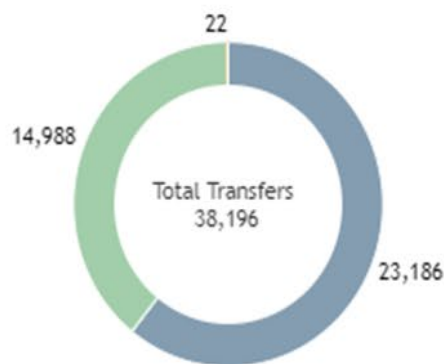
Year	Sector		Afr-Amer, Black	Amer Ind, AK Native	Asian	Hispanic	Native Hawaii, Other Pacific	White	2+ races	Intl. Stud.	Unknown	Total
2022	1	Public Universities	20,478	194	19,545	28,378	117	81,253	5,314	23,734	4,814	183,827
2022	2	Community Colleges	28,345	617	12,305	66,272	246	108,728	6,882	1,984	8,379	233,758
2022	3	Independent NFP Institutions	17,190	299	17,940	34,597	250	89,331	5,262	22,211	9,356	196,436
2022	5	Independent For-Profit Institutions	13,899	335	3,196	8,839	269	24,584	920	415	3,282	55,739
2022	7	Out-of-State Institutions	1,258	12	286	856	9	2,597	76	75	1,227	6,396
2022		<b>2022 Year Total</b>	<b>81,170</b>	<b>1,457</b>	<b>53,272</b>	<b>138,942</b>	<b>891</b>	<b>306,493</b>	<b>18,454</b>	<b>48,419</b>	<b>27,058</b>	<b>676,156</b>

(Academic Year 22/23 - Data from Illinois Board of Higher Education (IBHE) Enrollment & Degree Data Tool: <https://www.ibhe.org/EnrollmentsDegrees/search.aspx> obtained 7/15/24.)

# New Undergraduate Transfers Statewide

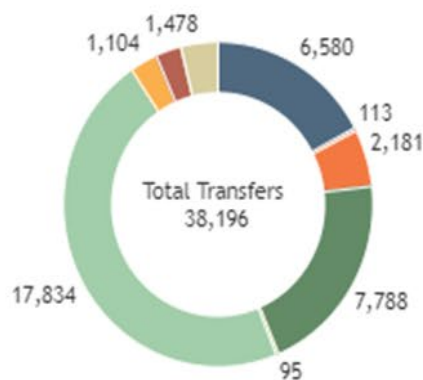
Select Fall Year

Gender



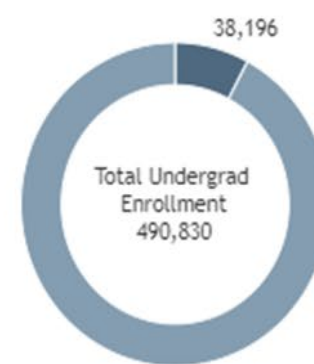
Female  
Male  
Not reported

Race/Ethnicity



Afr-Amer  
AIAN  
Asian  
Latinx  
NHOPI  
Multi  
Int  
White  
No rpt

% of Total Undergrad Enrollment



Transfers  
All Other Enrollments

(Data source: IBHE Interactive Transfer Enrollment Dashboards <https://www.ibhe.org/transfers/>)

# New Undergraduate Transfers Statewide – a closer look

By Race-Ethnicity

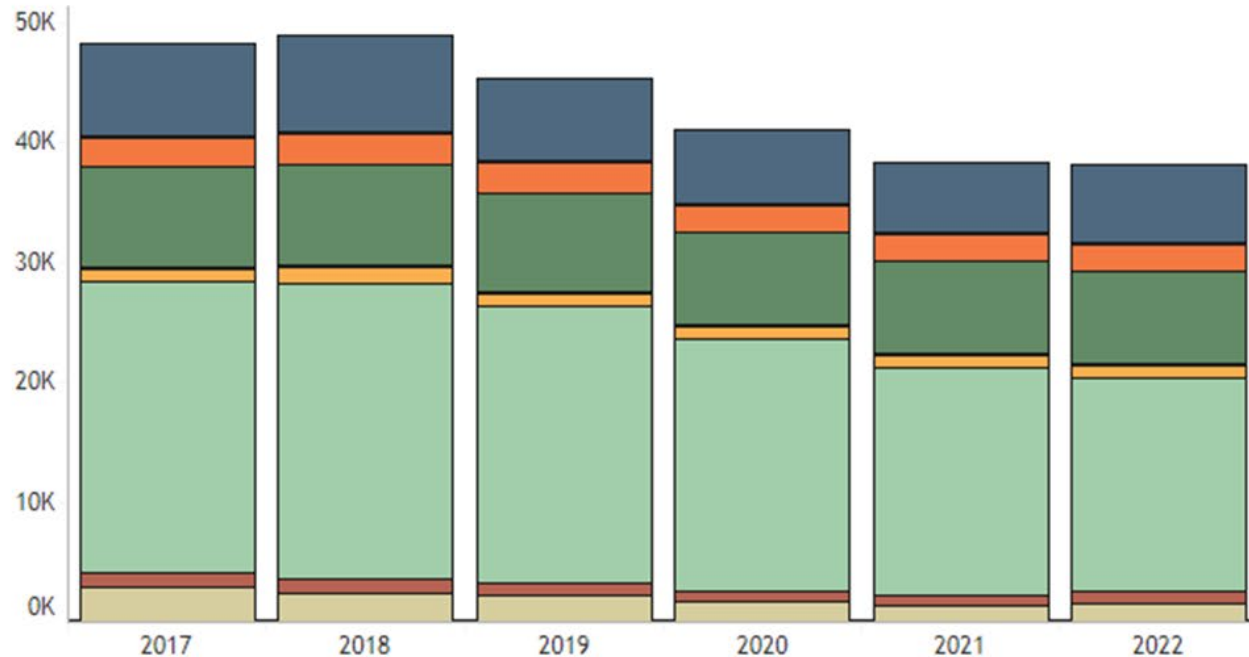
- African-American, Black
- American Indian, Alaska Native
- Asian
- Latinx, Hispanic
- Native Hawaiian, Other Pacific Islander
- 2+ races
- White
- International Student
- Not reported

Exclude/Include by Gender

- Female
- Male
- Not reported

Cancel

Apply



(Data source: IBHE Interactive Transfer Enrollment Dashboards <https://www.ibhe.org/transfers/>)

## Tracking Transfer: State-by-State Outcomes

**IL is #1 in the U.S.** for bachelor's degree completion of community college transfer students.

A few facts about “Tracking Transfer: Community College and Four-Year Institutional Effectiveness in Broadening Bachelor’s Degree Attainment”

- Published by National Student Clearinghouse Research Center.
- Research done with Community College Research Center.
- Previously published as a national report, rarely including state-specific outcomes.
- Not a fluke: state outcomes last published in 17/18; IL was #1 in U.S.
- The data source for the report is now available in an interactive dashboard: <https://ccrc.tc.columbia.edu/tracking-transfer-state-outcomes.html>

# Tracking Transfer Dashboard – IL data

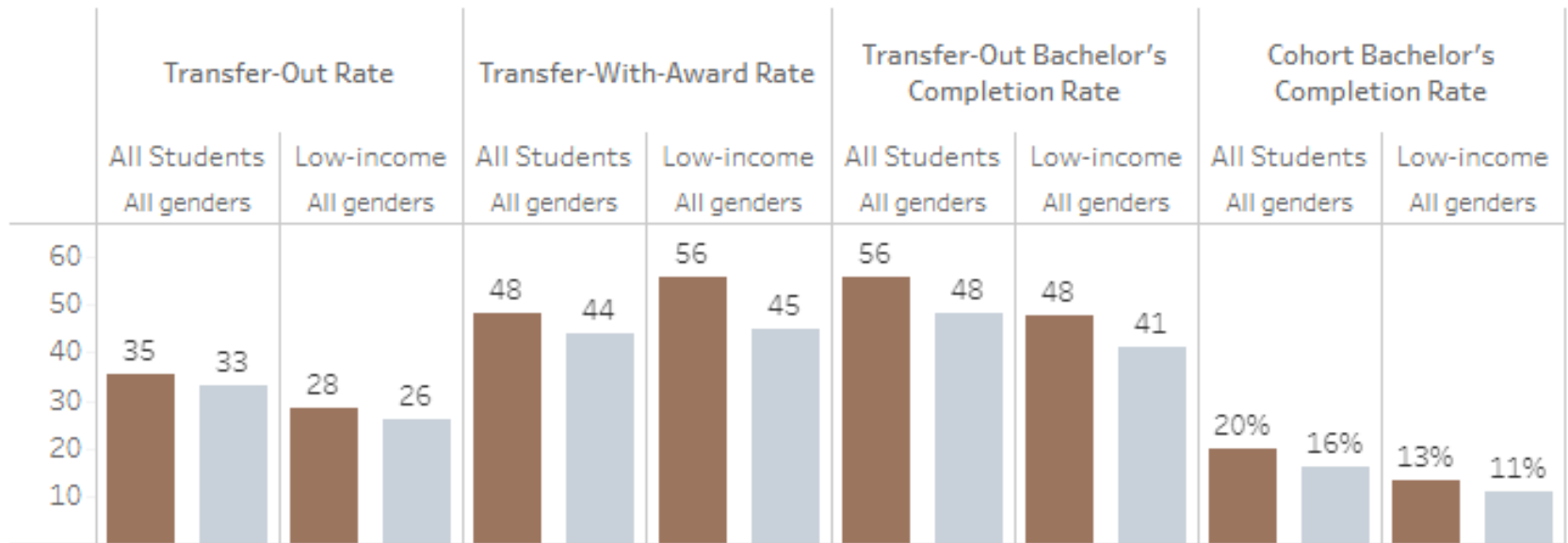
## Examine Your State's Community College Transfer Outcomes

*Tracking Transfer: Community College and Four-Year Institutional Effectiveness in Broadening Bachelor's Degree*

Select State:  National Comparison:  Subgroup Selection:  Filter by Gender:  Focus Four-Year R:

■ Illinois  
■ U.S. Average

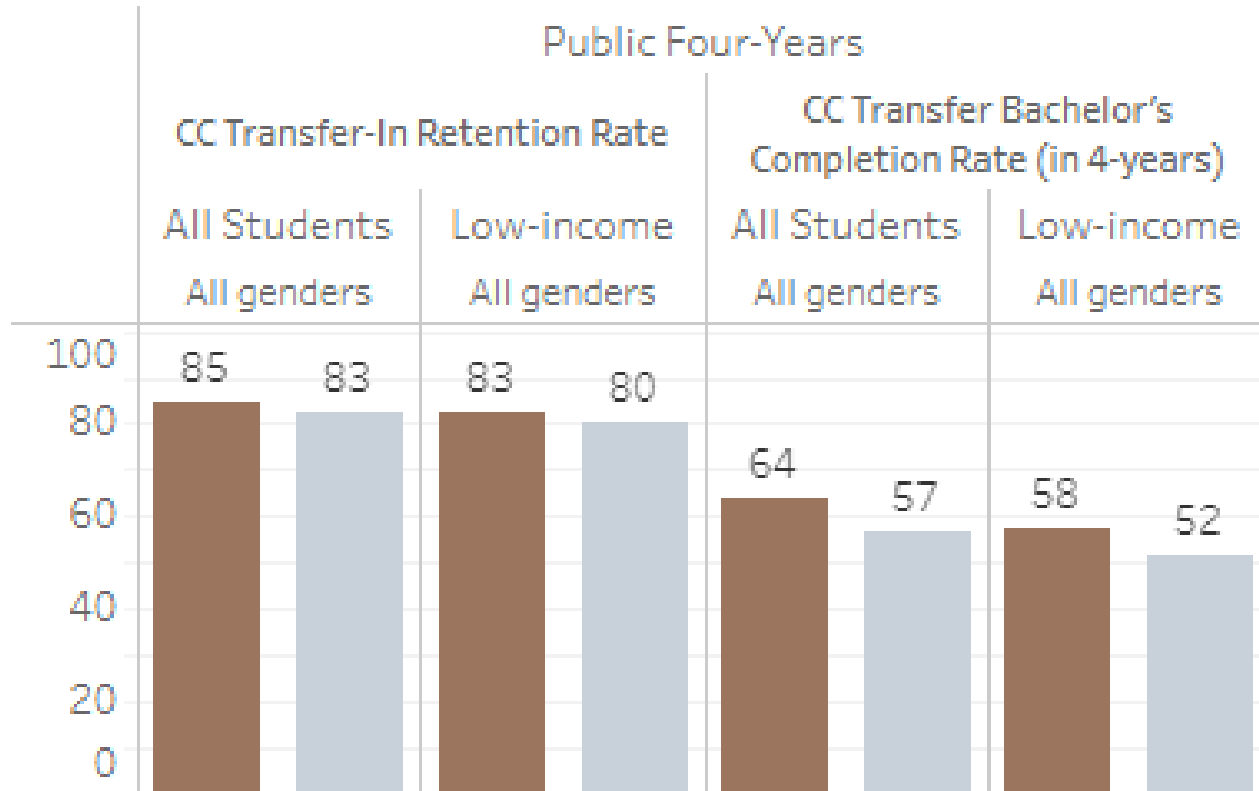
### Community College Transfer Outcomes ⓘ





# Tracking Transfer Dashboard – IL data

## Four-Year Institutional Effectiveness <sup>(i)</sup>



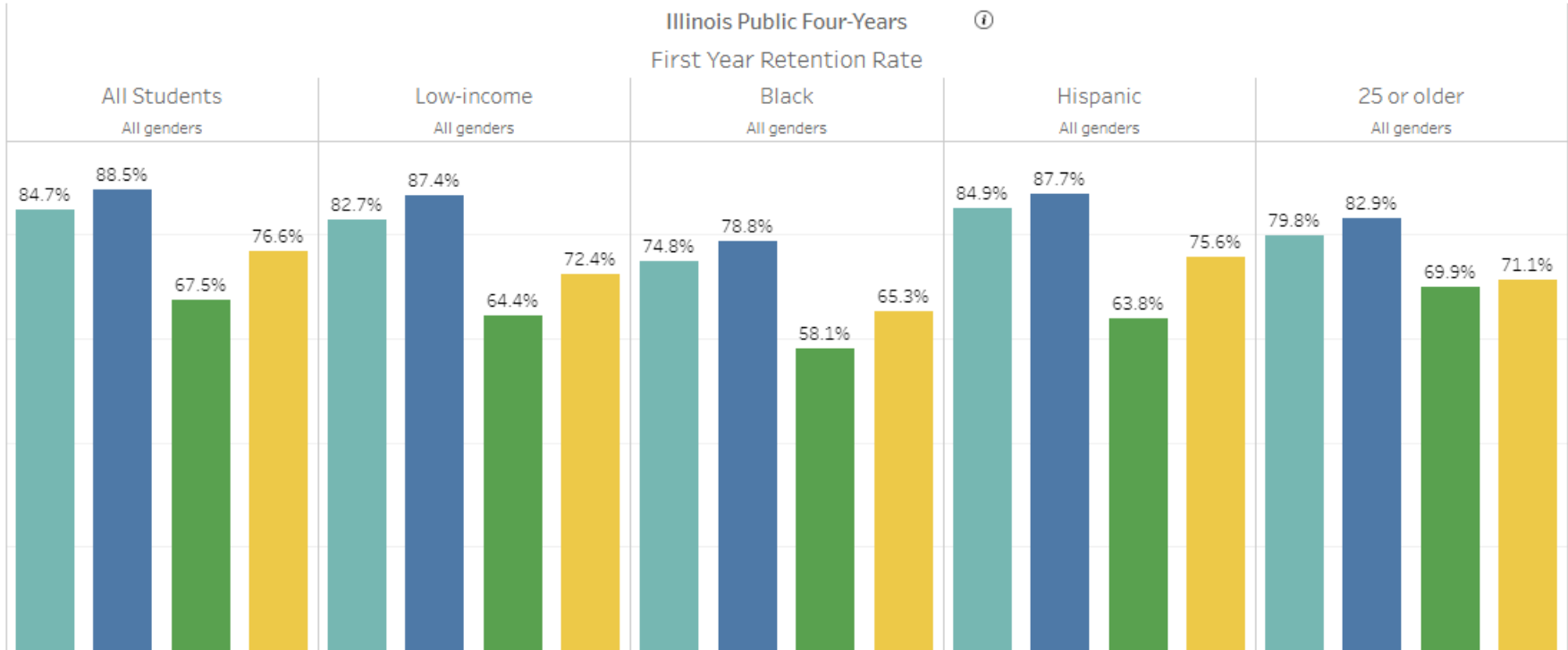
# Tracking Transfer Dashboard – IL data

Percent of Community College Transfer-Ins Who Completed a CC Award (Associates or Certificate)

Illinois Public Four-Years				
All Students All genders	Low-income All genders	Black All genders	Hispanic All genders	25 or older All genders
44.7%	43.4%	32.3%	45.7%	44.5%

Four Year Institution Outcomes by Transfer Status

■ All Community College Transfers  
■ Lateral Transfers  
■ Community College Transfers Who Completed a CC Award  
■ Non-Transfers



[View on Tableau Public](#)

↶ ↷ ↺ ↻ ⌵ | 📄 🔍 🔗 Share



# Tracking Transfer Dashboard – IL data

Select State  
 Illinois

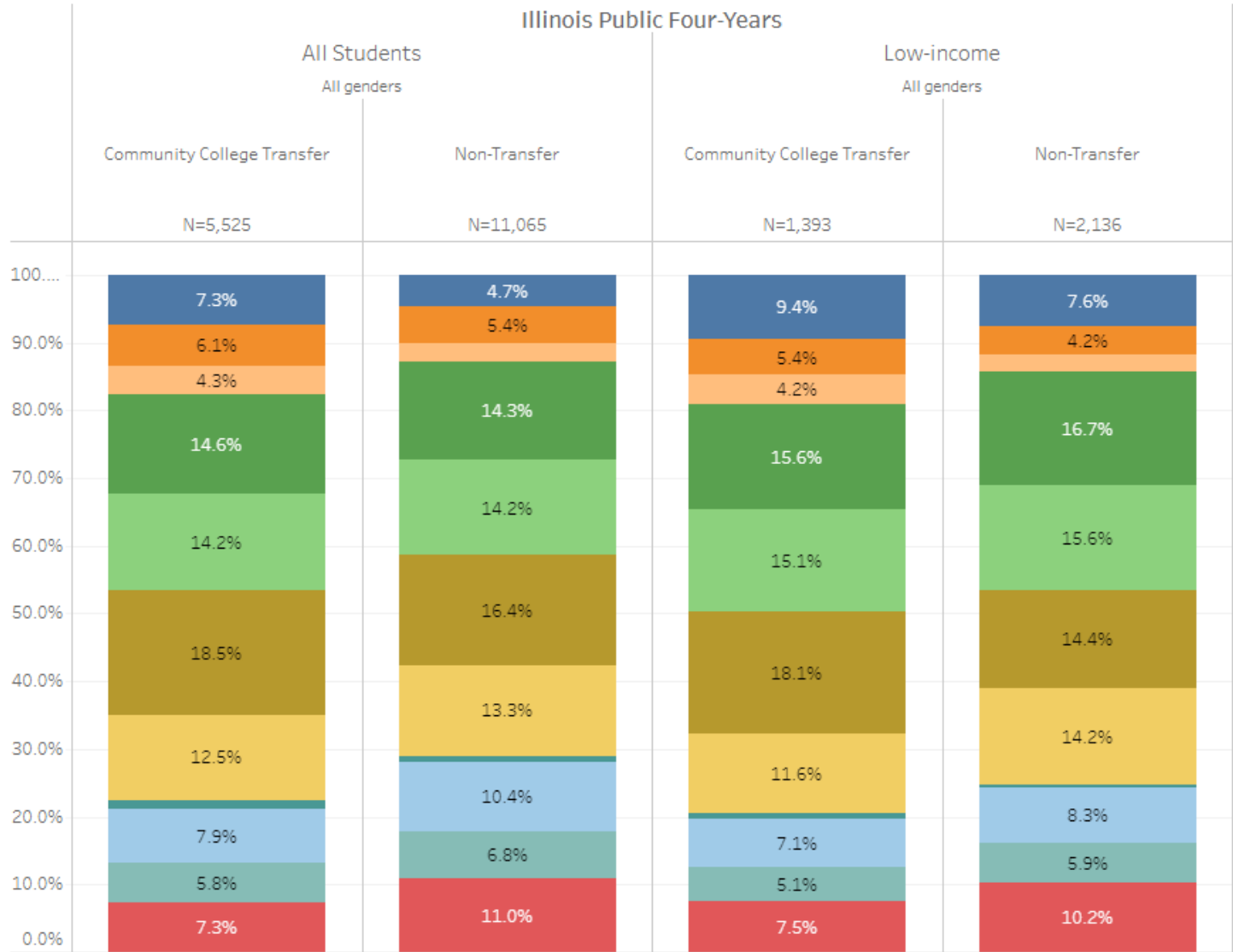
Subgroup Selection  
 (Multiple values)

Gender  
 All genders

Focus Four-Year Results by Sector  
 Public Four-Years

- Bachelor's Degree Field
- Public services and administration
  - Education
  - Agriculture and natural resources
  - Social and behavioral sciences
  - Arts, humanities, and English
  - Business
  - Health professions
  - Applied technology
  - Engineering
  - Computer science
  - Science and mathematics

Fields of Study of Bachelor's Degree Completers Within Six Years After Four-Year Institution Entry



# Thank you!!

For more information or an online demo of these important transfer information tools, please contact:

Dena Lawrence, Ed.M.

Illinois MyCreditsTransfer

[denalawr@uillinois.edu](mailto:denalawr@uillinois.edu)

# What is College Fit?

College fit is when a college meets a student's primary needs

Family

Majors

Classroom size

Academic resources

Diversity

Student Activities

Religious beliefs

Greek life

Work

Transportation

Affordability

Housing

Class offerings

Athletics

Location

# Finding the Right Fit is Key to **STUDENT** Success



Type of Institution



Lifestyle Considerations



Educational Pursuits

# Type of institution

---



- Public or private
- In state or out of state
- Cost, size
- Popularity of programs
- Specialty programs
- Online
- School culture

# Family & Work Considerations

Students need to consider their personal and professional responsibilities when selecting a college.

- Children
- Family
- Work
- Church
- Extra curricular





# Transportation & Housing Considerations

How does transportation, parking and housing considerations factor into a student's college choice?  
Unreliable or unplanned transportation and housing issues can greatly impact the college experience.


- Parking
- Public transportation
- Housing



# Time commitments

Being successful at a four-year institution requires time commitment outside of the classroom.


- Course scheduling
- Study Time
- Support Services



# Majors can't be minor..

Choosing a major is one of the most important decisions a college student will make. The selection of a major has direct impact on their future beyond college.

- Start with the end in mind!
  - Career Exploration
    - Selecting a major
  - Experiential Learning
    - Internship/externship
    - Research opportunities
    - Study Abroad



# You are the student's BIGGEST Resource

When advising transfer students be sure to encourage students to engage in the transfer process early. They can take advantage of:

- University Partnerships
- Transfer Guides
- Special Deadlines
- Scholarships




# Important for transfer success

---

## Vigilance is key:

- Identifying a major early
- Seeking out support services early and often
- Talking with multiple universities
- Keeping in touch
- Focus your finances
- Plan proactively



Thank you  
[tmccann3@ccc.edu](mailto:tmccann3@ccc.edu)